


Working Papers on the Nature of Evidence:
How Well Do “Facts” Travel?
No. 13/06

**Measuring Instruments in Economics
and the Velocity of Money**

Mary S. Morgan

© Mary S. Morgan
Department of Economic History
London School of Economics

August 2006



“The Nature of Evidence: How Well Do ‘Facts’ Travel?” is funded by The Leverhulme Trust and the E.S.R.C. at the Department of Economic History, London School of Economics.

For further details about this project and additional copies of this, and other papers in the series, go to:

<http://www.lse.ac.uk/collection/economichistory/>

Series Editor:

Dr. Jon Adams
Department of Economic History
London School of Economics
Houghton Street
London WC2A 2AE

Email: j.adams1@lse.ac.uk
Tel: +44 (0) 20 7955 6727
Fax: +44 (0) 20 7955 7730

Measuring Instruments in Economics and the Velocity of Money

Mary S. Morgan¹

Abstract

Economic measurements are generated by complicated systems of measurement involving economic and bureaucratic processes. Whether these measuring instruments produce reliable numbers: 'facts' that travel well, depends on the qualities of these systems. Ideas from metrology, and from the philosophy and sociology of science, are used to analyse various attempts to measure the velocity of money ranging from the 17th to the 20th centuries. These historical experiences suggest that numerical facts are likely to travel well in economics when the criteria implied by all three of these disciplinary approaches to measurement are met.

Introduction

In economics, facts are hard things like numbers: measurements of unemployment, for example, or of prices or money. Numbers like these that become widely accepted within the economics community, and are used without much consideration of how they were found or made, can be considered as facts that have travelled well. Yet such facts are hard to come by. This paper considers three different strands of literature which relate the construction of measuring systems to generate such numbers to their effectiveness, reliability and trustworthiness in representing the economic world. This paper looks at the history of one particular kind of numbers - measurements of the velocity of money - to investigate how these

requirements for good measuring systems might be understood and how they fit together. The case suggests that numbers produced according to instruments which have fulfilled the requirements implied by all three approaches are likely to travel well, while those that fail on one of these approaches are likely to crumble in our hands when we try to use them.

1. How do we get good measurements of velocity?

How should we measure velocity of money? This is a question which has intrigued, if not baffled, economists for several centuries. Even William Stanley Jevons, who proved to be one of the 19th centuries most willing and innovative measurers in economics, stated:

I have never met with any attempt to determine in any country the average rapidity of circulation, nor have I been able to think of any means whatever of approaching the investigation of the question, except in the inverse way. If we knew the amount of exchanges effected and the quantity of currency used, we might get by division the average numbers of times the currency is turned over; but the data, as already stated, are quite wanting. (Jevons 1909 [1875] p 336).

Nowadays, this is indeed the kind of formula used in measuring velocity: some version of the values of total expenditure (usually nominal GDP) and of money stock are taken ready made from “official statistical sources”, and velocity is measured by dividing the former by the latter. For example, the *Federal Reserve Chart Book* routinely charted something it called the “Income Velocity of Money” in the 1980s, namely GNP/M1 and GNP/M2 (in seasonally adjusted terms, with quarterly observations on a ratio scale).²

But such treatment accorded to velocity - as taken for granted, easily measured and charted - does not mean that the problems of adequately measuring the velocity of money have been solved, or that the Fed’s modern measurements are any more useful than those of three centuries earlier. Let me begin by contrasting that standard late 20th century method of measuring the velocity of money with one from the 17th century.

William Petty undertook a series of calculations of the economic resources of England and Wales in his *Verbum Sapienti* of around 1665 and asked himself how much money “is necessary to drive the Trade of the Nation” having already estimated the total “expence” of the nation to be £40 millions. This set him to consider the “revolutions” undergone by money:

if the revolutions were in such short Circles, viz. weekly, as happens among the poorer artisans and labourers, who receive and pay every *Saturday*, then $40/52$ parts of 1 Million of Money would answer those ends: But if the Circles be quarterly, according to our Custom of paying rent, and gathering Taxes, then 10 Millions were requisite. Wherefore supposing payments in general to be of a mixed Circle between One week and 13. then add 10 Millions to $40/52$, the half of the which will be $5\frac{1}{2}$, so as if we have $5\frac{1}{2}$ Millions we have enough. (Petty, in 1997 [1899], pp 112-3.)

is that in Petty's discussion, the original circulation figures for the two kinds of transaction - the figures relating to velocity - were needed to derive the money stock necessary for the functioning of the economy and having found this unknown, it was then possible (though Petty did not do this) to feed this back into a formula to calculate the overall velocity figure. We used the formula here to act as a calculation device for velocity, the measurements themselves were based on independent guesstimates of circulation by Petty. This is in contrast to the modern way used by the Fed, where their velocity number is derived from the formula $V=GNP/M$. This simple model formula acts as the measuring device for velocity. There are no independent or separate numbers which constitute direct measurements (or even guesses) of monetary circulation or velocity.

These two methods of measuring velocity - Petty's direct way and the modern derived way - are very different. It is tempting to think that the Fed's was a better measure because it was based on real statistics not Petty's guess work, and because its formula links up with other concepts of our modern economic theories. But we should be wary of this claim. We should rather ask ourselves: What concept in economics does the Fed's formula actually measure? And, Does it measure velocity in an effective way? For this, we need to have some ideas about measurement.

A small warning is in order here lest I be misunderstood: This paper does not in any sense pretend to be a comprehensive history of all the attempts to measure the velocity of money. Rather it picks out some particular contributions which are of interest to two sets of questions, one set abernaessshu01 TtTof c

2. Measuring Things

2.1 Ideas about Measuring from Philosophy, Metrology and History of Science

There are three kinds of literature on measurement that I want to introduce in relation to measurement of things which don't seem easy to measure. These literatures come from three different starting points: namely, from the philosophy of science, from metrology, and from the social studies/history of science. But as we shall see, they are complementary rather than otherwise.

The mainstream philosophy of science position, known as the representational theory of measurement, is associated particularly with the work of Patrick Suppes.³ This theory was developed by Suppes in conjunction with Krantz, Tversky and Luce, and grew, out of their shared practical experience of experiments in psychology, into a highly formalized approach between the 1970s and 1990s. The original three volumes of their studies ranged widely across the natural and social sciences and has formed the basis for much further work on the philosophy of measurement.

Formally, this theory requires one to think about measurement in terms of a correspondence, or mapping: a well defined operational procedure between an empirical relational structure and a numerical relational structure. Measurement is defined as showing that "the structure of a set of phenomena under certain empirical operations and relations is the same as the structure of some set of numbers under corresponding arithmetical operations and relations" (Suppes, 1998). This theory is, as already remarked, highly formalized, but informally, Suppes himself has used the following example.⁴ Imagine we have a mechanical balance - this provides an empirical relational structure whose operations can be mapped onto a numerical relational structure for it embodies the relations of equality, and more/less than, in the positions of the pans as weights are placed in them. The balance provides a

³ For the original work, see Krantz et al, 1971. For recent versions see Suppes 1998, and 2002. A more user friendly version is found in Finkelstein, 1974 and 1982.

and how economists' measuring instruments function to overcome standard problems such as extracting signal from noise, filtering, and calibrating the signal to numbers.

In parallel to these philosophical and metrological approaches, Ted Porter (1994 and 1995) in the history of the social sciences, has focussed on the ways in which social science numbers become accepted as legitimate and conventional measurements in their fields. In particular, his notion of the development of "standardized quantitative rules" focuses on the qualities necessarily for social science numbers to count as "objective". All three named elements contribute to our willingness to have "trust in numbers", that is to think of them as being "objective" measurements. "Quantitative" refers to a level of precision and exactitude we associate with the notion of measurement;

An analysis of effective measurement in economics might therefore engage us in considering all three aspects of measurement entailed in these three approaches - the philosophical, the metrological and social/historical. All of these approaches are concerned with making economic entities, or their properties, measurable, though that means slightly different things according to these different ideas. For the representational theorists, it means finding an adequate empirical relational structure and constructing a mapping to a numerical relational structure. This enables measurements - numbers - to be constructed to represent that entity/property. For Boumans, it means developing a model or formula which has the ability to capture the variability in numerical form of the property or entity, but itself to remain stable in that environment. For Porter, it means developing standardized quantitative rules (by the academic or bureaucratic community or some combination thereof)

axioms or requirements that he believed a good set of aggregate price measurements should have. Boumans showed how Fisher came to understand that, although these were all desirable qualities, they were, in practise, mutually incompatible in certain respects. Different qualities had to be traded-off against each other in his ideal index formula - the formula that became his ideal measuring instrument. Fisher's initial design criteria, his axioms, can be interpreted within the representational theory of measurement as the empirical relational criteria that the numbers had to fulfil. In these terms, Boumans' finding can be interpreted that Fisher's empirical relational structure could not be fully mapped onto the economic world: it failed Suppes' test in the sense that one or two of the axioms or criteria had to be relaxed. However, the actual index number formula that Fisher developed on the modified criteria can be interpreted as successful using Boumans' own invariance criteria for measuring instruments. In addition, the kinds of measurement procedures that were developed with such similar instruments can be understood within Porter's discussion of standard quantitative rules. The fact that numbers produced with such measuring instruments, are, by and large, taken for granted is evidence of our trust in these numbers, and when that trust is lost when we notice something amiss with the rules. For example, see Banzhaf (2001) for an account of how price indices lost their status as trustworthy numbers when quality changes during the second world war undermined the index number formula which assumed constant qualities.¹⁰

In looking at the history of velocity measurements then, we need to look out for the measuring instruments and so to the other issues raised in the literature on measurement, namely as to whether such measuring instruments fulfil Suppes', Boumans' and Porter's requirements for the characteristics of measuring systems.

Morgan 2001, and 2003.

¹⁰ The recent Boskin report on the US cost of living index offers another case for the

3. Measuring Velocity: Episodes from History

3.1 Direct Measurements of Transactions Velocity

If we go back again to Petty's calculations, we recall that he had guesstimated the amounts of money circulating on two different circuits in the economy of his day. He characterised the two circuits both by the kind of monetary transactions and the economic class of those making expenditures in the economy. I label these "guesstimates" because these two main circuits of transactions and their timing were probably well understood within the economy of his day. We find further heroic attempts, using a similar approach, to estimate the velocity or "rapidity" of circulation in the late 19th century. For example, Willard Fisher (1895) drew on a number of survey investigations into check and money deposits at U.S. banks in 1871, 1881, 1890 and 1892 to estimate the velocity of money. Although these survey data provided for two different ways of estimating the amount of money going through bank accounts, the circulation of cash was less easy to pin down, and he was unhappy with the ratio implied from the bank data that only 10% of circulation was in the form of cash transactions. On the basis of an estimate of the total currency in circulation, Willard Fisher was able to frame, with some plausibility, the limits of cash money circulation against check money circulation: that is, he argued that it would be implausible to assume a cash circulation (as for credit) of only once every 3 weeks, and that cash circulating at the more plausible 3 times a week would make credit and cash transactions roughly equal in making up the circulation of money. The method was similar to that used by Petty, except that now he had some statistical evidence on one part of the circulation, and his categories involved different kinds of payments rather than classes and types of expenditures.

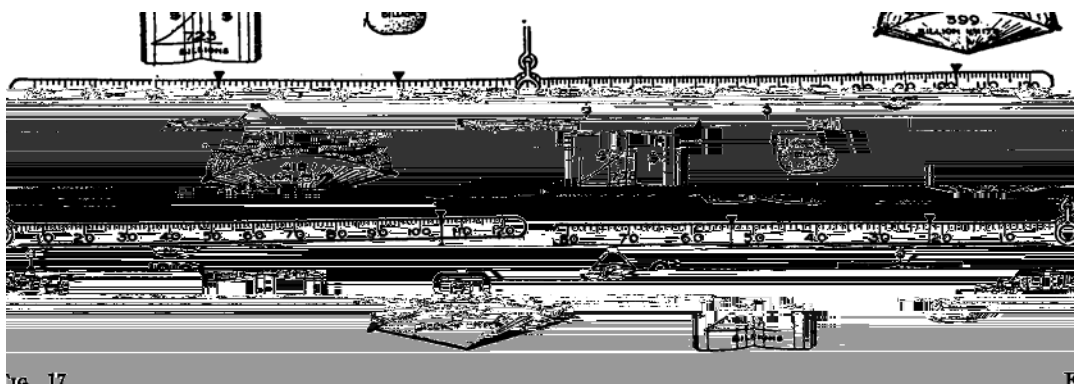
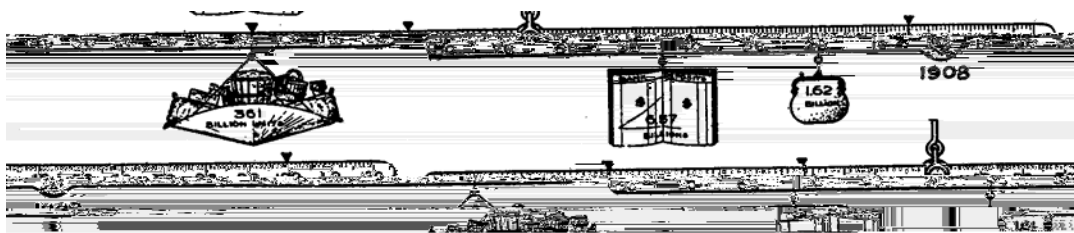
This was the "age of economic measurement" (see Klein and Morgan, 2001), a period when serious data collection as a means of observation and measurement was beginning to become an obsession in economics. The question of how much work money did, and how far that had changed over the

investigation of trusty numbers.

previous years, was the subject of much debate in the American economics community in the middle 1890s. Wesley Clair Mitchell (1896), for example, claimed both a substantial increase in the money in the economy and an increase in the velocity of circulation even while he estimated there had been a fall in the share of cash transactions, from 63% to 33% over the period 1860 to 1891. David Kinley's 1897 paper used evidence from an 1896 bank survey investigation, and, with a little more information at his disposal but still on the basis of guess work on the plausible circulation of cash, placed the figure at 75% credit and 25% cash transactions. Yet, empirical numerical information on the velocity of circulation, and cash transactions in particular, remained elusive.

A further flurry of measurement activity took place around the end of the first decade of the 20th century. Edwin Kemmerer (1909), made full use of the various banking and monetary statistics of his day, and built on these earlier 1890s investigations and estimations to arrive at an estimated velocity of money ("rate of monetary turnover") of 31 (or 47, if money was taken ex. bank reserves) for 1896. He then applied these circulation rates, and other estimates for 1896 to the whole period 1879-1908 to construct a series that summed two different kinds of money (cash and checks) times their respective velocities (ie MV in a Fisherian equation of exchange: $Money \times Velocity = Price \times Transactions$). In the final summary chapter of Kemmerer's book, these estimates were combined to form an index number of the "relative circulation" (ie MV/T) and compared with his separately constructed prices series (P) and trade series (T) to check the overall coherence of the separate measurements. These other measurements are not in themselves of interest here - rather the point is that velocity measurements were estimated directly from various banking statistics.

In terms of Suppes' representational theory of measurement, we can interpret Kemmerer's actions as taking the equation of exchange to operate as an empirical relational structure indicating the numerical relational structure that his series of numbers needed to possess. He did not use that empirical



In thinking about all these individual measurement problems, Irving Fisher took the opportunity to develop not only the fundamentals of measuring prices by index numbers, but also two neat new ways of measuring the velocity of money. He regarded his equation of exchange as an identity which defined the relationships of exchange: it was based on his understanding that money's first and foremost function was as a means of transaction. Thus, he thought it important to measure velocity at the level of individuals: it was individuals that spent money and made exchanges with others for goods and services. He developed two new ways to measure velocity.

I will deal with the second innovation first as it can be understood as working within the same tradition as that used by Petty and Kemmerer, but instead of simply estimating two number for the two different circulations as had Petty, or two different circulations of cash and check money as had Kemmerer, Irving Fisher proposed a more complex accounting in which banks acted as observation posts in tracing the circulation of payments in and out of a monetary "reservoir". This innovation in measuring velocities was introduced as follows:¹²

The method is based on the idea that money in circulation and money in banks are not two independent reservoirs, but are constantly flowing from one into the other, and that the entrance and exit of money at banks, being a matter of record, may be made to reveal its circulation outside. We falsely picture the circulation of money when we think of

help him map the circulation of money in exchange for goods - first a visual representation, and, from using that, a second model, an algebraic formula which allowed him to calculate velocity.

The first visual model (his Figures 18 - reproduced here - and 19, p 453 and 456 of 1911) portrayed the circulation from banks into payment against goods or services, possibly on to further exchanges, and thence back to banks. This “cash loop” representation enabled him to define all the relevant payments that needed to go into his formula and to determine which ones should be omitted. The relevant payments that he wanted to count for his calculation of velocity were ones of circulation for exchanges of money against goods and services, not those into and out of banks, that is, the ones indicated on the triangle of his diagram, not on the horizontal bars, where **B**=Banks, **O**=Ordinary depositors (salaried men), **N**=Non-depositors (wage-earners), and **C**=Commercial depositors. But banks were his observation posts - they were the place where payment flows were registered and so the horizontal bars were the only places where easy counting and so measurement could take place. Thus his argument and modelling were concerned with classifying all the relevant payments that he wanted to make measurable and then relating them, mapping them, in whatever ways possible, to the payments that he could measure using the banking accounts.¹³ He used the visual model to create the mathematical equation for the calculation using the banking statistics, and this in turn used the flows that were observed (and could be measured) in order to bootstrap a measurement of the unobservable payments and thus calculate a velocity of circulation.

¹³ In doing this, he argued through an extraordinarily detailed array of minor payments to make sure that he had taken account of everything, made allowances for all omissions, and so forth.

formula acted not just as a rule to follow in taking the measurement, but as a tool that allowed him to interrogate the statistics given in the banking accounts and to improve his measurements.

The velocity measure that Irving Fisher arrived at by taking the ratio of the total circulation of payments (calculated by his formula) to the amount of money in circulation for 1896 was 18 times a year (or a turnover time of 20 days). Kinley (1910) immediately followed with a calculation for 1909 based on Fisher's formula and showing velocity at 19. Kinley's calculations paid considerable attention to how wages and occupations had changed since the 1890 population census, and Fisher in turn responded by quoting directly this section of Kinley's paper, and his data, in his *The Purchasing Power of Money* (1911). With Kinley's inputs, and after some further adjustments, Fisher had two measurements for velocity using this cash loop analysis: 18.6 for 1896 and 21.5 for 1909. The calculation procedure had been quite arduous and

what made it change, and about what effects changes in velocity had on other entities in the equation of exchange.¹⁴

formulae, but we don't have to commit to the causes of changes in the cost of living to determine the relevant measuring formula.

In this context, Holtrop's 1929 discussion of early theories of the velocity

through his student subjects' pockets each day, just as, in his cash loop method, he used the point of payments into and out of a position of rest as a way to get at the payment flows themselves. His idea of money velocity can be well characterized by Holtrop's idea of an "energy" or compound property of money, somehow inseparable from its quantity.

Open disagreement about conceptual issues in discussions of velocity

from the conceptual requirements of individual demand.

Michael Bordo's elegant *New Palgrave* piece on Equations of Exchange (1987), discussed how equations of aggregate exchange, considered as identities, have been important in providing building blocks for quantity theories and causal macro-relations. Not only for theory building, for, as we have seen, equations of exchange provided resources for measuring the properties of money. In the work of Kemmerer and Fisher, their equation of exchange, the identity $MV=PT$, provided a checking system for their independent measurements of transactions circulation and so velocity. In the more recent history of velocity, the income equation of exchange, namely $M=PY/V$, has formed the basis for measuring instruments that enable the economist to measure velocity indirectly without going through the complicated and serious work of direct measurement done by Fisher and Kemmerer.

This income equation of exchange, rearranged to provide: $V=PY/M$ (velocity = nominal income divided by the money stock), became a generic measuring instrument for velocity in the mid 20th century, generic in the sense that different money stock definitions provide different associated velocities, and different income definitions and categories alter the measurements of velocity made. For example, Richard Selden's 1956 paper on measuring velocity in the US reports 38 different series of "estimates" for velocity made by economists between 1933 and 1951 and adds 5 more himself. They use various versions of aggregate income as the numerator (personal, national income, even GDP) and various versions of M as the denominator. These are called "estimates" both because the measurers could not yet simply take their

considered already, there was considerable variation in the outcome measurements.

Boumans (2005) has placed considerable emphasis on variation and invariance in measurement. It is useful to think about that question here. Clearly, we want our measuring instrument to be such that it could be used reliable over periods of time, and could be applied to any country for which there are relevant data, to provide comparable (ie standardized) measurements of velocity. At the same time, we want our measuring instrument to capture variations accurately, either between places or over time. In the context of this measuring instrument, clearly if the ratio were absolutely constant, velocity would also be unvarying, so that the formula would not be needed once we had found the constant, something like a natural constant perhaps. If velocity is not a natural constant, does the formula work well as a measuring instrument - like for example a thermometer - to capture that variation? From the formula, $V=PY/M$, we can see that variation in both the numerator and denominator may cause alterations in the measurements for V . It appears to operate as a measuring instrument capturing variations in velocity, but in fact these variations are reflections of changes in one or other of the money supply or nominal income. How are we to interpret the velocity that we measure in this way? And what are the sources of velocity's independent freedom for variation when the equation $V=PY/M$ is used as a measuring instrument?

One economist who, without using this language of measuring instruments, has taken an interpretation close to denying velocity any independence or autonomous variation is Benjamin Friedman (1986). He, for the most part, keeps "velocity" in quotes, partly to remind us that the velocity measured with nominal income is not a true velocity in the sense of the transactions velocity of the older measurement, but partly as well to point to its lack of independent conceptual content:

.... it is useful to point out the absence of any economic meaning of "velocity" as so defined - other than, by definition, the income-to-money ratio. Because the "velocity" label may seem to connote deposit or

currency turnover rates, there is often a tendency to infer that “velocity” defined in this way does in fact correspond to some physical aspect of economic behavior. When the numerator of the ratio is income rather than transactions or bank debits, however, “velocity” is simply a numerical ratio. ... The issue of money or credit movements versus their respective “velocities”, in a business cycle context, is just the distinction between movements of nominal income that match movements of money or credit and movements of income that do not, and hence that imply movements in the income-to-money or income-to-credit ratio. (Friedman, 1986, p 411-2.)

If we observe variations in the numbers produced for such “velocity”, it alerts us to changes in the nominal income that are not due to increases in the money (or credit) supply. It offers a way to decompose changes in nominal income across different business cycles, but it is not something that can represent independent variation in velocity: “Saying that money growth outpaced income growth because velocity declined is like saying that the sun rose because it was morning.” (Friedman, 1988, p 58.) Friedman is effectively denying an autonomous or independent status to such a velocity: the equation operates to produce numbers, and these are taken as an indicator for something else, but in terms of the representational theory, there is no entity - no independent well-conceptualized thing called velocity - there to be measured.

In the 1980s, the Governors of the Federal Reserve Board also grappled with the problem of what velocity is when measured by such an equation. For example, the transcript of the Federal Open Market Committee Meeting (FOMC) Meeting for July 6-7th of 1981 finds its members arguing over which version of M1 to target (M1, M-1A or M-1B). The level of uncertainty in setting the target ranges for money supply growth was high, and it was an uncertainty that came from several sources. First there was the normal problem of predicting the economic future of the real economy and the monetary side of the economy in relation to that. Secondly, and equally problematic, seemed to be the uncertainty associated with the difficulty of locating a reliable measure of money supply when the stable trend in its

growth broke down in the early 1980s. This may have been to do with institutional changes and people reacting by “blurring” distinction between transactions and savings balances. As Chairman Volcker expressed it is “not that we know any of these things empirically or logically” (p 81).

The difficulties of locating a money supply definition that provides stability in measuring the relevant concept of money was matched in - and indeed, intimately associated with - the problem of velocity measurement.¹⁶ The target ranges discussed in the committee were understood to be dependent on both what happened to a money stock that was unstable and a velocity that was subject to change. The instability of the money stock measurements were understood to be not only normal variation as interest rates changed, but also more unpredictable changes in behaviour because of innovations in the services offered to savers.¹⁷ Those factors in turn were likely to affect the velocity of money, if conceived as an independent entity. Here though, the situation is further confused by the fact that, as the Governors were all aware, the velocity numbers that they were discussing were not defined nor measured as independent concepts, but only by their measurement equation - namely as the result of nominal income divided by a relevant money supply. Thus, variations in velocity were infected by the same two different kinds of reasons for variations as the money supply. Velocity was as problematic as the money stock. The difficulties are nicely expressed in this contribution from Governor Wallich:

We seem to assume that growth in velocity is a special event due to definable changes in technology. But if people are circumventing the need for transactions balances right and left by using money market funds and overnight arrangements and so forth, then really all that is happening is that M-1B is becoming a smaller part of the transactions balances. And its velocity isn't really a meaningful figure; its just a statistical number relating M-1B to GNP. But it doesn't exert any

¹⁶ For background to the troubles the Fed had in setting policy in this period, see Friedman, (1988).

¹⁷ This may be interpreted as Goodhart's Law, that any money stock taken as the object of central bank targeting will be dependent on the money stock target. (1988).)TJET

constraints. That is what I fear may be happening, although one can't be very sure. But that makes a rise in velocity more probable than thinking of it in terms of a special innovation. (FOMC transcript, July 1981, p 88.)

setting. On the second, it exhibits its own (autonomous) trend growth rate (sometimes unreliably so) which could be useful for prediction and so policy setting for the two elements from which it is measured. On the third, it has a relationship to the behaviour of money demand, a relationship which is both potentially reliable and potentially analysable, so that it could be useful for understanding the economy and for policy work, but here the focus seems to have reversed itself: understanding the determinants of velocity now seems to be the device to understand the behaviour of the money stock, even while the measuring instrument works in the opposite direction.

Standing back and using our ideas on measuring instruments, it seems clear that the problem in the early 1980s was not so much that the instrument was just unreliable in these particular circumstances, but that the instrument itself has design flaws. In taking the formula $V = \text{nominalGDP} / \text{money stock}$ as a measuring instrument that is reliable for measuring velocity, there is a certain assumption of stability within the elements that make up the measuring instrument and within their relationships. If the dividing line between velocity and money supply is not strict, the latter cannot be used as a reliable component in a measuring device intended for the former. It is rather like using a thermometer where the glass tube and the mercury column keep dissolving into each other. There are two senses in which this problem might be understood in the velocity case. First the changes in behaviour of people and in categorization of elements mean that there is a switching between what counts as the money quantity and what counts as the velocity category. This seems to be a generic problem in this field of economics, for as Tom Humphrey has so astutely remarked in his history of the origins of velocity functions, "one era's velocity determinants become another's money-stock components." (Humphrey, 1993, p 2.) The second is, as Holtrop characterised it - we may really have a compound property, and so, despite the measurement formula, velocity can not be separated out from the money stock. In terms of Porter's trust in numbers, we have a standard quantitative rule to measure velocity, one supported by a well-respected bureaucracy and

vast amounts of data collection and manipulation, but the measuring device lacks certain characteristics which make us believe that its numbers are trustworthy. It lacks the requirements of invariance specified by Boumans for measuring instruments because the device does not capture the independent variations in the thing being measured. It fails also in Suppes' representational theory of measurement in that the mapping between empirical and numerical structures seems not to be operational.

3.4 Regression Measures of Velocity

These 2nd

measurements using regression equations to fix the causes of these behaviours statistically and thence to offer economic explanations for the changes implied in the velocity measurements. Others have argued that there is no economically interesting behavioural determinant, that velocity follows a random walk and can be characterised so statistically (for example Gould and Nelson, 1974).

The use of regression equations in the context of explaining the behaviour of velocity is but one step removed from using regression equations

Another example combines the regression measuring instrument with that of Fisher's transactions loop model. Mars Cramer (1986) set out to measure the transactions velocity for the US in the post-war period. He began with Fisher's cash loop idea to get at measures of currency velocity, and then developed the equation of exchange into a form which included a parameter for "hypothetical pure transactions velocity". This parameter was measured using regression and then plugged back into his equation of exchange to provide the series of measurements of velocity over the period showing a rise in the transaction velocity of demand deposits. Clearly, Mars Cramer rivals Irving Fisher's inspired ingenuity as a measurer. And he brings us back almost to where we started, but not quite, for he too is now purporting to measure a different concept - an idealized version of the transactions velocity.

measurements of velocity using a variety of other kinds of measuring instruments: sample surveys, direct calculation, and so forth. These often relied on feeding in guesstimated data, of rather poor quality compared to modern data. Consequently, the numbers generated in these earlier times have not travelled well into the present. Yet these earlier measuring instruments were rather better designed to create good measurements. Even though these instruments have their individual problems, their design treats velocity as a separate, conceptually well defined, entity, and so the measurements they produce might well be more sustainable and so trustworthy.

Works Cited

Axilrod, Stephen H. (1983) "Velocity Presentation for October FOMC Meeting"
online at 18 August 2006 at

<http://www.federalreserve.gov/FOMC/transcripts/1983/831004StaffState.pdf>

Banzhaf, Spencer (2001) "Quantifying the Qualitative: Quality-Adjusted Price
Indexes in the United States, 1915-61" in Klein and Morgan, 2001, pp
345-370.

Board of Governors of the Federal Reserve System (1984, 1986) *Federal
Reserve Chart Book*

Bordo, Michael D. (1987) "Equations of Exchange" in J. Eatwell, M. Milgate
and P. Newman *The New Palgrave: A Dictionary of Economics* Vol 2
(London: Macmillan) pp 175-177.

Bordo, Michael D. and Lars Jonung (1981) "The Long-Run Behavior of the
Income Velocity of Money in Five Advanced Countries, 1870-1975: An
Institutional Approach" *Economic Inquiry*

Incomity of M: ong-tutional Approach" r

Cramer, J.S. (Mars) (1986) "The Volume of Transactions and the Circulation of Money in the United States, 1950-1979" *Journal of Business & Economic Statistics* 4:2, 225-232.

Federal Open Market Committee (1981) Transcripts of July 6-7 Meeting at <http://www.federalreserve.gov/FOMC/transcripts/1981/810707Meeting.pdf>
(online at 18 August 2006)

Finkelstein, Ludwik (1974) "Fundamental Concepts of Measurement: Definition and Scales" *Measurement and Control*, 8: 105-111 (Transaction Paper 3.75.)

Finkelstein, Ludwik (1982) "Theory and Philosophy of Measurement" in *Handbook of Measurement Science, Vol 1: Theoretical Fundamentals* ed P.H. Sydenham (New York: Wiley) Chapter 1.

Fisher, Irving (1897) "The Role of Capital in Economic Theory", *Economic Journal* 7, 511-37.

Fisher, Irving (1909) "A Practical Method of Estimating the Velocity of Circulation of Money",

Colloquium on the History of Business-Cycle Analysis ed D.Ladiray
(Luxembourg: Office for Official Publications of the European
Communities), pp 175-183.

Orphanides, Athanasios and Richard Porter (1998) "P* Revisited: Money-
Based Inflation Forecasts with a Changing Equilibrium Velocity*"
Working paper, Board of Governors of the Federal Reserve System,
Washington DC.

Petty, William (1997) [1899] *The Economic Writings of Sir William Petty* Vol I
(1899, Cambridge: Cambridge University Press; reprinted Routledge:
Thoemmes Press, 1997).

Porter, Theodore M. (1994) "Making Things Quantitative" in *Accounting and
Science: Natural Enquiry and Commercial Reason* ed: Michael Power
(Cambridge: Cambridge University Press), pp 36-56.

Porter, Theodore M. (1995) *Trust in Numbers: The Pursuit of Objectivity in
Science and Public Life* (Princeton: Princeton University Press).

Rodenburg, Peter (2006) *The Construction of Measuring Instruments of
Unemployment* (University of Amsterdam thesis).

Selden, Richard T (1956) "Monetary Velocity in the United States" in *Studies in
the Quantity Theory of Money* ed M. Friedman (Chicago: University of
Chicago Press), pp 179-257

Suppes, Patrick (1998) "Measurement, Theory of" in *E. Craig, Ed, ess, 19* (ed M. FriedC P K

**LONDON SCHOOL OF ECONOMICS
DEPARTMENT OF ECONOMIC HISTORY**

**WORKING PAPERS IN: THE NATURE OF EVIDENCE: HOW WELL
DO “FACTS” TRAVEL?**

For further copies of this, and to see other titles in the department's
group of working paper series, visit our website at:
<http://www.lse.ac.uk/collections/economichistory/>

2005

01/05: Transferring Technical Knowledge and innovating in

- 08/06: How The Mind Worked: Some Obstacles And Developments In The Popularisation of Psychology
Jon Adams
- 09/06: Mapping Poverty in Agar Town: Economic Conditions Prior to the Development of St. Pancras Station in 1866
Steven P. Swenson
- 10/06: "A Thing Ridiculous"? Chemical Medicines and the Prolongation of Human Life in Seventeenth-Century England
David Boyd Haycock
- 11/06: Institutional Facts and Standardisation: The Case of Measurements in the London Coal Trade.
Aashish Velkar
- 12/06: Confronting the Stigma of Perfection: Genetic Demography, Diversity and the Quest for a Democratic Eugenics in the Post-war United States
Edmund Ramsden
- 13/06: Measuring Instruments in Economics and the Velocity of Money
Mary S. Morgan